
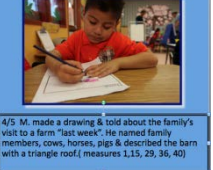


















# DRDP<sup>©</sup> (2015) Tool Kit

Desired Results Web site: [www.desiredresults.us](http://www.desiredresults.us)

Item	Support Materials	What is it?	When to use it
	<b>Anecdotal Records</b> (may be written on paper, post its, or index cards)	Brief description of a child's actions or responses including direct quotes	Throughout the daily routine
	<b>Annotated Photographs</b>	Photos taken while in action with a short caption that provides information that the photo does not show, e.g., a quote from the child.	<ul style="list-style-type: none"> <li>• Making portfolios</li> <li>• Bulletin board displays</li> <li>• During parent conferences</li> <li>• Children's books</li> </ul>
	<b>Checklists &amp; Class Lists</b>	Alphabet and numerical record sheets to record brief information on each child; list for marking behavior, skills, and	<ul style="list-style-type: none"> <li>• Number Sense</li> <li>• Letter &amp; Word Knowledge</li> <li>• Phonological Awareness</li> </ul>
	<b>Portfolios</b>	Purposeful, thoughtful collection evidencing the child's learning over time; May include photos, notes, work samples.	<ul style="list-style-type: none"> <li>• Throughout the year</li> <li>• Parent conferences</li> <li>• Assessment evidence</li> </ul>
	<b>Reflective Journals</b>	Private diary with personal reflections.	<ul style="list-style-type: none"> <li>• Thoughts</li> <li>• Expressions of feelings</li> <li>• Emotions</li> <li>• Self-examination</li> </ul>
	<b>iPads &amp; Tablets</b>	Device for documenting children's behavior and development.	<ul style="list-style-type: none"> <li>• Taking photos or videos throughout the day</li> <li>• Organizing evidence into folders</li> <li>• Annotating photos</li> </ul>
	<b>Video Cameras &amp; Digital Cameras</b>	Digital recording device for capturing and documenting children's candid behavior.	<ul style="list-style-type: none"> <li>• Duplicating work samples or temporary structures, e.g., block structures, etc.</li> <li>• Creating stop capture pictures (JPEGs)</li> </ul>

Item	Support Materials	What is it?	When to use it
	<b>Printers &amp; Scanners</b>	Print photographs and other documentation from computer; Digital copier used to record child's work samples and other documentation in computer files or CD.	<ul style="list-style-type: none"> <li>• Photographs for portfolios, displays, etc.</li> <li>• Anecdotal notes</li> <li>• Condensing a child's portfolio</li> <li>• Duplicating evidence and documentation</li> </ul>
	<b>Desired Results Website</b>	<a href="http://www.desiredresults.us">www.desiredresults.us</a>	Get up-to-date information about the Desired Results, as well as resources and required forms.
	<b>DRDPtech</b>	Server hosted, web-based, data entry system for DRDP.	Provides reports on individual children, small groups and whole class; Use reports to develop lesson plans.
	<b>DRDP Portfolio App</b>	Electronic portfolio	Assist in collection and organization of evidence.
	<b>Wall Chart</b>	Quick glance document that shows the measure, definition and descriptor.	Print this out and put it in a prominent place to become familiar with the instrument by reading a measure or two each day.
	<b>Open-ended Question Cards</b>	When used by adults, open-ended questions can provide additional information and an anecdotal note.	Print these open-ended questions on card stock, cut apart, and put on a ring. Carry in pocket as a handy reference.
	<b>Watching My Child Grow: An Introduction for Families to California's Desired Results System DVD</b>	An introduction to the Desired Results system for families, dubbed in English, Spanish, and Mandarin	Use as a resource for families to introduce and explain the Desired Results system.
	<b>Formats for collecting and Organizing evidence</b>	Formats to collect evidence at the measure or domain level and organize that evidence for reviewing.	Use as a guide for writing observation notes.

Item	Support Materials	What is it?	When to use it
	<b>Getting to Know You Through Observation Video and Order Form</b>	A comprehensive observation video and age level clips on observing children	<ul style="list-style-type: none"> <li>• Staff development</li> <li>• Practicing observation skills</li> </ul>
	<b>Getting to Know You Through Observation Training Guide and Workbook</b>	Workbook with 12 observation training activities and complete trainers guide	<ul style="list-style-type: none"> <li>• Staff development</li> <li>• Activities</li> <li>• Personal review and skill development</li> <li>• Learning to mark the DRDP</li> </ul>
	<b>Watch Me Grow</b>	One page document that has space for a photo and anecdotal note at the top. The bottom of the page lists all the measures to be checked off.	A simple and clear way to document children's growth that can be a part of the portfolio or anecdotal note organizer.